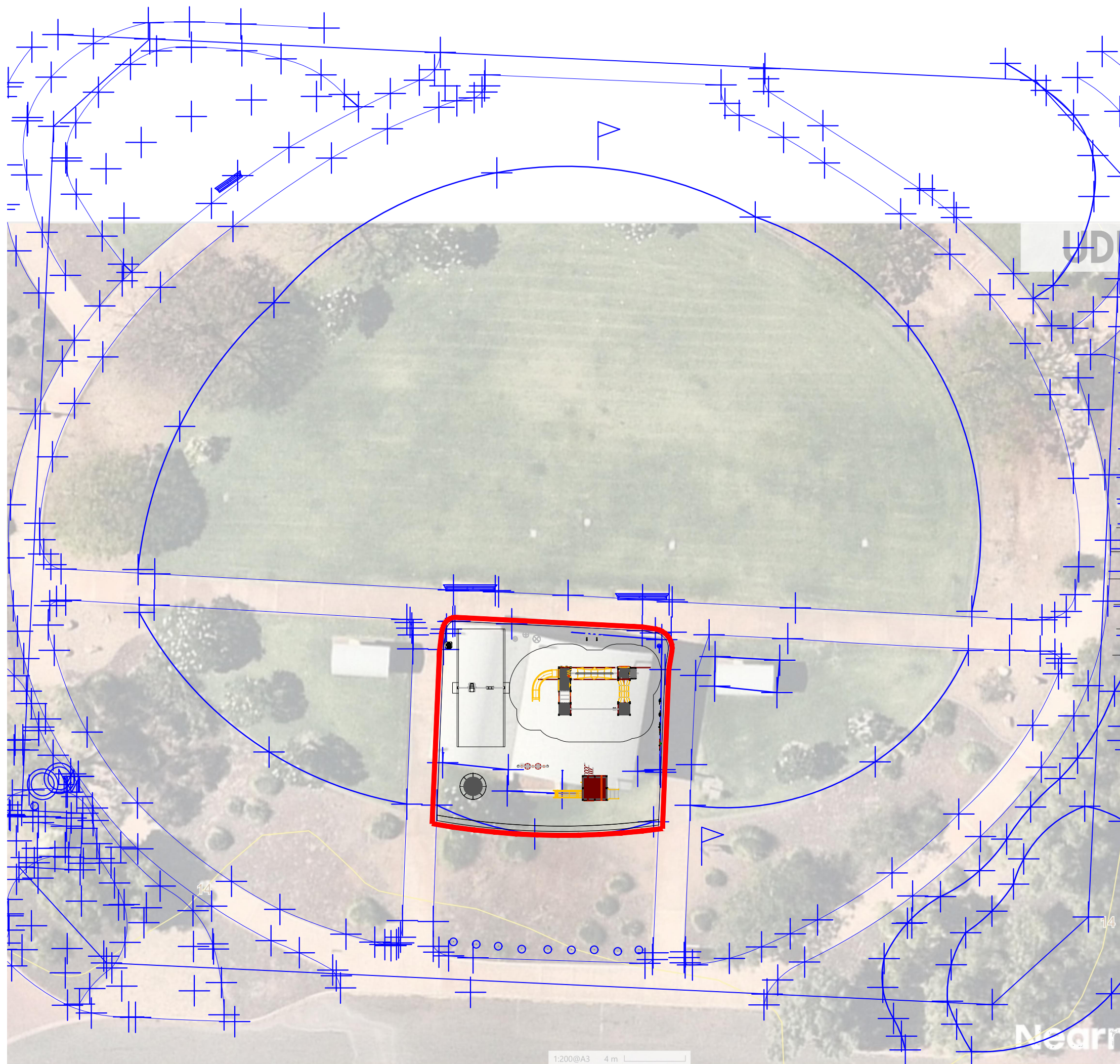


PLAYGROUND UPGRADE BROLGA PARK PLAYGROUND

CITY OF KARRATHA

REVISION: C ISSUE FOR TENDER



DRAWING NUMBER	DRAWING NAME	SHEET NUMBER	REVISION
L000	COVER SHEET & SELECTION SCHEDULE	1	C
L101	HARDWORKS PLAN	2	C
L201	LANDSCAPE DETAILS	3	C
L301	PLAY EQUIPMENT 01	4	B
L302	PLAY EQUIPMENT 02	5	B
L303	PLAY EQUIPMENT 03	6	B
L304	PLAY EQUIPMENT 04	7	B
L305	PLAY EQUIPMENT 05	8	B
L306	PLAY EQUIPMENT 06	9	B
L307	PLAY EQUIPMENT 07	10	B
L308	PLAY EQUIPMENT 08	11	B
L309	PLAY EQUIPMENT 09	12	B
L310	PLAY EQUIPMENT 10	13	B
L311	PLAY EQUIPMENT 11	14	B

SELECTION SCHEDULE					
Drawing Code	Product Code	Proprietary Furniture & Fixtures	Supplier	Colour / Size	Notes
SF01	Rosehill TPV® INPLAY 1-4mm	Playground Rubber Softfall	Surface Design	Colour Mix: 20% Mustard RH40 20% Azure RH23 20% Light Blue RH22 20%Dark Green RH12 20% Bright Red RH02	Technical and Safety Data supplied with documentation.
					A Certificate of Authenticity to be supplied by Surface Designs upon installation.
WL01	Reconstituted Limestone Block Wall		Sourced by City of Karratha	500 x 600 x 350mm	Min. embedment 150mm. Mortar colour to match limestone block. Limestone wall extents to not protrude into existing footpath.
Drawing Code	Product Code	Proprietary Furniture & Fixtures	Supplier	Colour / Size	Notes
FN01	WSELV5-0147A - Senior	SENIOR CUSTOM PLAYGROUND With Stainless Steel Fasteners & Components	Forpark		Refer to HOLD POINT (HP1) on side bar of Drawing L000 Responsibility for final equipment placement and clearance confirmation lies with the playground supplier coordinated with the installing contractor. Existing shade sail posts are inclined; this may impact equipment placement and must be taken into account during installation. On-site verification of all existing structures is required prior to construction. Install playground equipment as per manufacturer's specification for site conditions.
FN02	WSELV5-0147A - Junior	JUNIOR CUSTOM PLAYGROUND With Stainless Steel Fasteners & Components	Forpark		
FN03	FS158	BOUNCER - ROUND With Stainless Steel Fasteners	Forpark		
FN04	STFS173	STAINLESS STEEL SOUND ARCH With Stainless Steel Fasteners & Components	Forpark		
FN05	APN852	PLAY TOTEM CONTRAST With Stainless Steel Fasteners	Forpark		
FN06	FS704	STAINLESS DRUMS - SET OF 3 Polished Stainless Steel	Forpark		
FN07	STFS95	STAINLESS MUSICAL PIPES Stainless Steel	Forpark		
FN08	PN913	FLOWERS DESERT BRUSHES Marine Grade	Forpark		
FN09	PN970	FLOWERS- LADY BIRD ILLUSION Marine Grade	Forpark		
FN10	PN972	FLOWERS - ROARER Marine Grade	Forpark		
FN11	SW84	POST SWING DOUBLE WITH STRAP & ACCESSIBLE SEAT Polished Stainless Steel	Forpark		

HOLD POINTS

HP1: Playground Safety Audit Sign-off

- A pre-tender Play Safety Audit has not been undertaken. Contractor to engage an independent Level 3 (comprehensive) playground safety inspector to complete a design audit at 100% design. No procurement or site works are to proceed until the audi report is accepted in writing by the Principal or Principal's Representative.

DRAWING NOTES

Survey Information

- Existing shade sail post locations are not shown on the supplied survey, received 25025/04/02. UDLA was not provided with verified spatial data for these structures at the time of documentation.
- Existing shde sail posts are inclined; this may impact equipment placement and must be taken into account during installation.
- On-site verification of all existing structures is required prior to construction.
- UDLA accepts no responsibility for conflicts arising from inaccurate or incomplete survey data.

Playground Design & Layout

- Layout reflects the preferred playground design outcome identified through community consultation conducted by Council; Karratha Leisureplex Playground - 'Option 2' 2024/07/09, and Brolga Park 'Option 1' 2024/11/01.
- Design options were prepared by the playground supplier for Council as part of the consultation process.
- Playground equipment and fall zones have been designed by the supplier using independent site measurements, not referenced to survey data.
- UDLA has sited the layout on this plan based on the playground supplier's design documentation (dated 2025/04/02).
- Responsibility for final equipment placement and clearance confirmation lies with the playground supplier or installing contractor.
- Refer to the Playground Equipment Schedule for product codes, and the supplier's drawings for detailed layout, dimensions, and clearance zones.

UDLA

Client
CITY OF KARRATHA

Project
**PLAYGROUND UPGRADE
BROLGA PARK**

Drawing
**COVER SHEET
& SELECTION SCHEDULE**

Drawing Number

L000

Issue			Revision
FOR TENDER			C
Project No. KARLEP	Sheet 1 of 13	Scale AS SHOWN	
Approved MH	Drawn By DN	Date 2025/08/14	



GENERAL NOTES

- ALL LEVELS AND DIMENSIONS INDICATED ON PLANS ARE INDICATIVE AND NEED TO BE CONFIRMED ON SITE BY THE CONTRACTOR. PRIOR TO COMMENCING WORKS THE CONTRACTOR SHALL LIAISE DIRECTLY WITH RELEVANT SERVICE AUTHORITIES TO ASCERTAIN THE LOCATION OF ANY SERVICES.
- ALL SERVICES SHALL BE PHYSICALLY LOCATED BY HAND PRIOR TO THE USE OF ANY EXCAVATION EQUIPMENT. SERVICES IN CLOSE PROXIMITY TO PROPOSED WORKS SHALL BE EXPOSED BY HAND BEFORE WORK IS TO COMMENCE.
- THE CONTRACTOR SHALL BE RESPONSIBLE FOR BEARING THE COST OF MAKING GOOD ANY DAMAGE TO EXISTING SERVICES AND MAINS WHETHER OR NOT THESE ARE SHOWN ON THE DRAWINGS. IT IS THE SOLE RESPONSIBILITY OF THE CONTRACTOR TO FULLY INFORM THEMSELVES OF THE LOCATIONS OF SERVICES AND TO MAKE NECESSARY PROVISIONS. ALL WORK SHALL BE IN ACCORDANCE WITH THE APPROPRIATE AUSTRALIAN STANDARDS AND AS OUTLINED IN THE LANDSCAPE SPECIFICATION

DISCLAIMER

THE HARD COPY ACCOMPANYING THE ELECTRONIC DATA IS THE LEGAL TRANSMISSION OF INFORMATION. THE ELECTRONIC DATA ARE ISSUED ONLY FOR CONVENIENCE OF USE. NO RESPONSIBILITY FOR THE ACCURACY OR FOR ANY CONSEQUENCE RESULTING FROM THE USE OR ALTERATION OF THIS INFORMATION IS ACCEPTED.

COPYRIGHT IS RESERVED

COPYING OR REPRODUCTION OF THIS DRAWING OR ELECTRONIC DATA WITHOUT THE WRITTEN PERMISSION OF UDLA IS NOT PERMITTED.

CONTACT

URBAN DESIGN LANDSCAPE ARCHITECTURE
LEVEL 2 ATWELL BUILDING, 3 CANTONMENT STREET,
FREMANTLE WA 6160
T +61 (08) 9336 7577
WWW.UDLA.COM.AU

Revisions			
C	ISSUE FOR TENDER	DN	2025/08/14
B	FOR REVIEW	DN	2025/08/14
A	FOR REVIEW	DN	2025/04/24
Code	Description	Issued By	Date

- HOLD POINTS**
HP1: Playground Safety Audit Sign-off
- A pre-tender Play Safety Audit has not been undertaken. Contractor to engage an independent Level 3 (comprehensive) playground safety inspector to complete a design audit at 100% design. No procurement or site works are to proceed until the audi report is accepted in writing by the Principal or Principal's Representative.

- DRAWING NOTES**
Survey Information
- Existing shade sail post locations are not shown on the supplied survey, received 25025/04/02. UDLA was not provided with verified spatial data for these structures at the time of documentation.
 - Existing shde sail posts are inclined; this may impact equipment placement and must be taken into account during installation.
 - On-site verification of all existing structures is required prior to construction.
 - UDLA accepts no responsibility for conflicts arising from inaccurate or incomplete survey data.

- Playground Design & Layout**
- Layout reflects the preferred playground design outcome identified through community consultation conducted by Council; Karratha Leisureplex Playground - 'Option 2' 2024/07/09, and Brolga Park 'Option 1' 2024/11/01. Design options were prepared by the playground supplier for Council as part of the consultation process.
 - Playground equipment and fall zones have been designed by the supplier using independent site measurements, not referenced to survey data.
 - UDLA has sited the layout on this plan based on the playground supplier's design documentation (dated 2025/04/02).
 - Responsibility for final equipment placement and clearance confirmation lies with the playground supplier or installing contractor.
 - Refer to the Playground Equipment Schedule for product codes, and the supplier's drawings for detailed layout, dimensions, and clearance zones.

UDLA

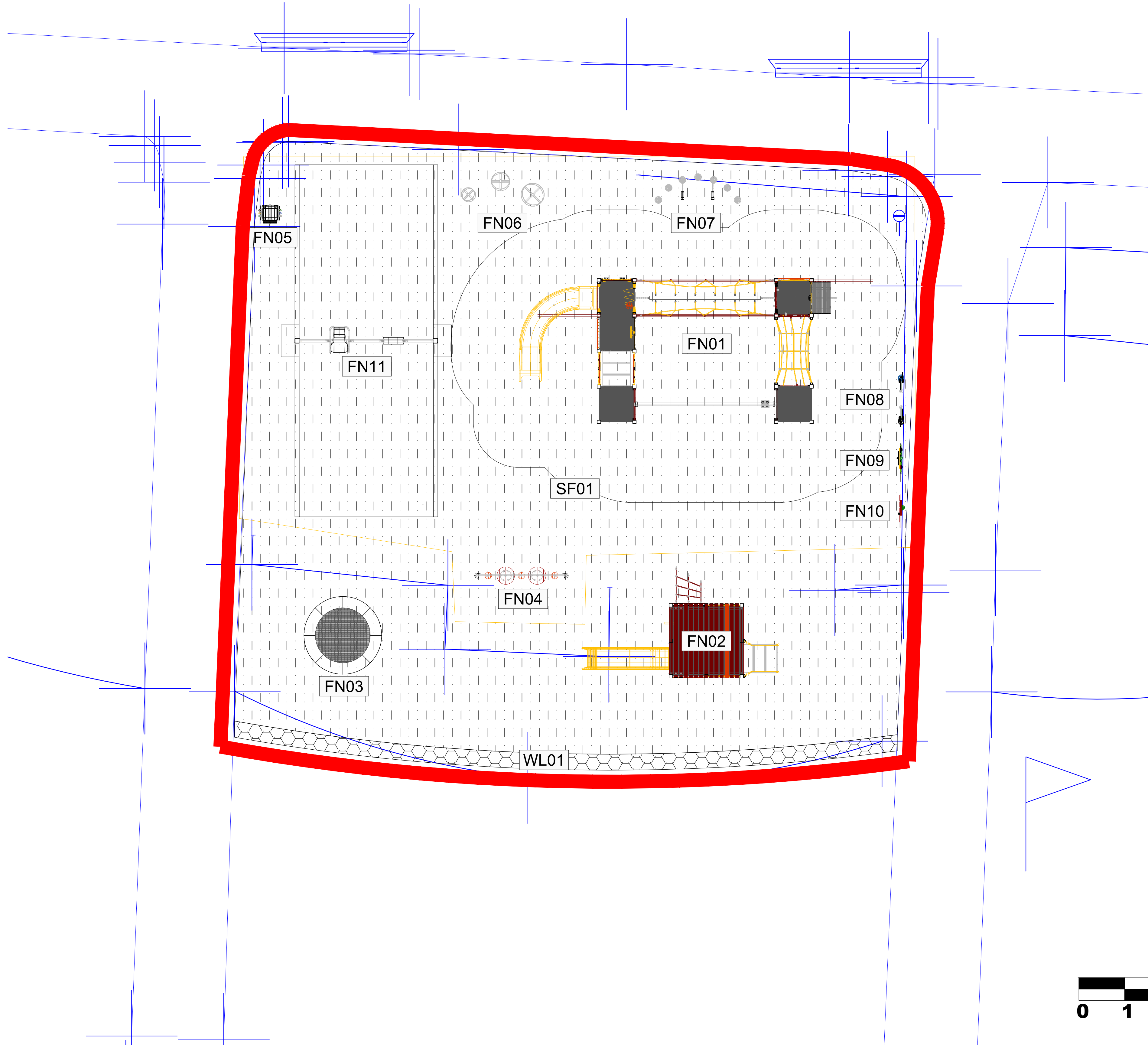
Client
CITY OF KARRATHA

Project
PLAYGROUND UPGRADE
BROLGA PARK

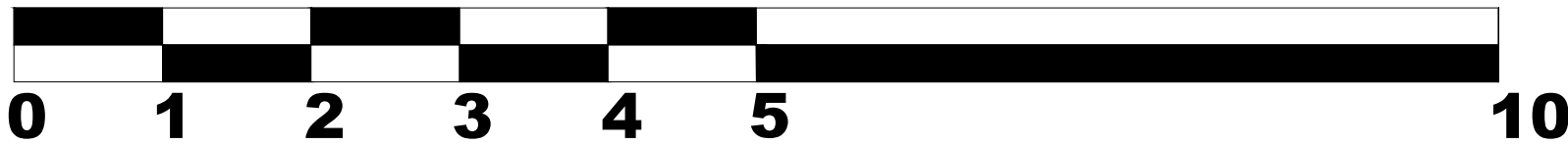
Drawing
HARDWORKS PLAN

Drawing Number
L101

Issue			Revision
FOR TENDER			C
Project No. KARLEP	Sheet 2 of 13	Scale AS SHOWN	
Approved MH	Drawn By DN	Date 2025/08/14	



SCALE BAR 1:50



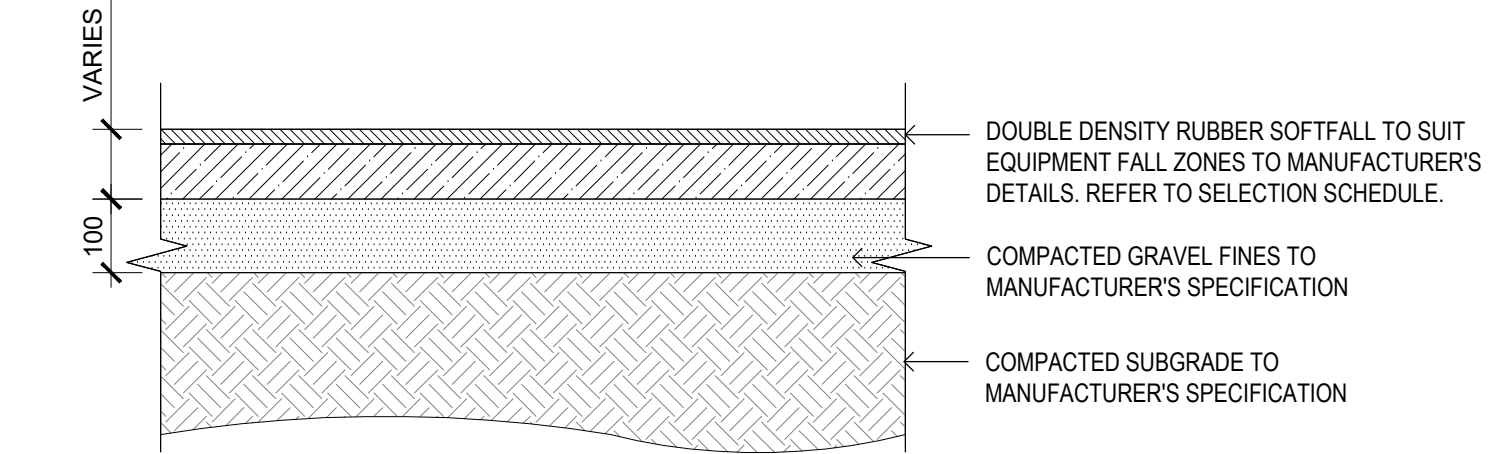
GENERAL NOTES
- ALL LEVELS AND DIMENSIONS INDICATED ON PLANS ARE INDICATIVE AND NEED TO BE CONFIRMED ON SITE BY THE CONTRACTOR. PRIOR TO COMMENCING WORKS THE CONTRACTOR SHALL LIAISE DIRECTLY WITH RELEVANT SERVICE AUTHORITIES TO ASCERTAIN THE LOCATION OF ANY SERVICES.
- ALL SERVICES SHALL BE PHYSICALLY LOCATED BY HAND PRIOR TO THE USE OF ANY EXCAVATION EQUIPMENT. SERVICES IN CLOSE PROXIMITY TO PROPOSED WORKS SHALL BE EXPOSED BY HAND BEFORE WORK IS TO COMMENCE.
- THE CONTRACTOR SHALL BE RESPONSIBLE FOR BEARING THE COST OF MAKING GOOD ANY DAMAGE TO EXISTING SERVICES AND MAINS WHETHER OR NOT THESE ARE SHOWN ON THE DRAWINGS. IT IS THE SOLE RESPONSIBILITY OF THE CONTRACTOR TO FULLY INFORM THEMSELVES OF THE LOCATIONS OF SERVICES AND TO MAKE NECESSARY PROVISIONS. ALL WORK SHALL BE IN CARRIED OUT IN ACCORDANCE TO THE APPROPRIATE AUSTRALIAN STANDARDS AND AS OUTLINED IN THE LANDSCAPE SPECIFICATION

DISCLAIMER
THE HARD COPY ACCOMPANYING THE ELECTRONIC DATA IS THE LEGAL TRANSMISSION OF INFORMATION. THE ELECTRONIC DATA ARE ISSUED ONLY FOR CONVENIENCE OF USE. NO RESPONSIBILITY FOR THE ACCURACY OR FOR ANY CONSEQUENCE RESULTING FROM THE USE OR ALTERATION OF THIS INFORMATION IS ACCEPTED.

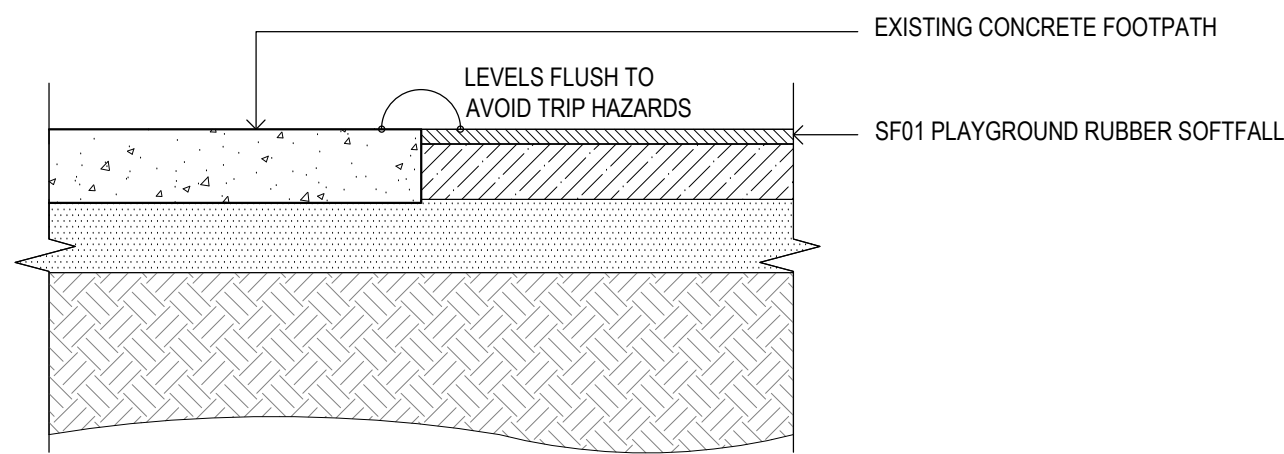
COPYRIGHT IS RESERVED
COPYING OR REPRODUCTION OF THIS DRAWING OR ELECTRONIC DATA WITHOUT THE WRITTEN PERMISSION OF UDLA IS NOT PERMITTED.

CONTACT
URBAN DESIGN LANDSCAPE ARCHITECTURE
LEVEL 2 ATWELL BUILDING, 3 CANTONMENT STREET,
FREMANTLE WA 6160
T +61 (08) 9336 7577
WWW.UDLA.COM.AU

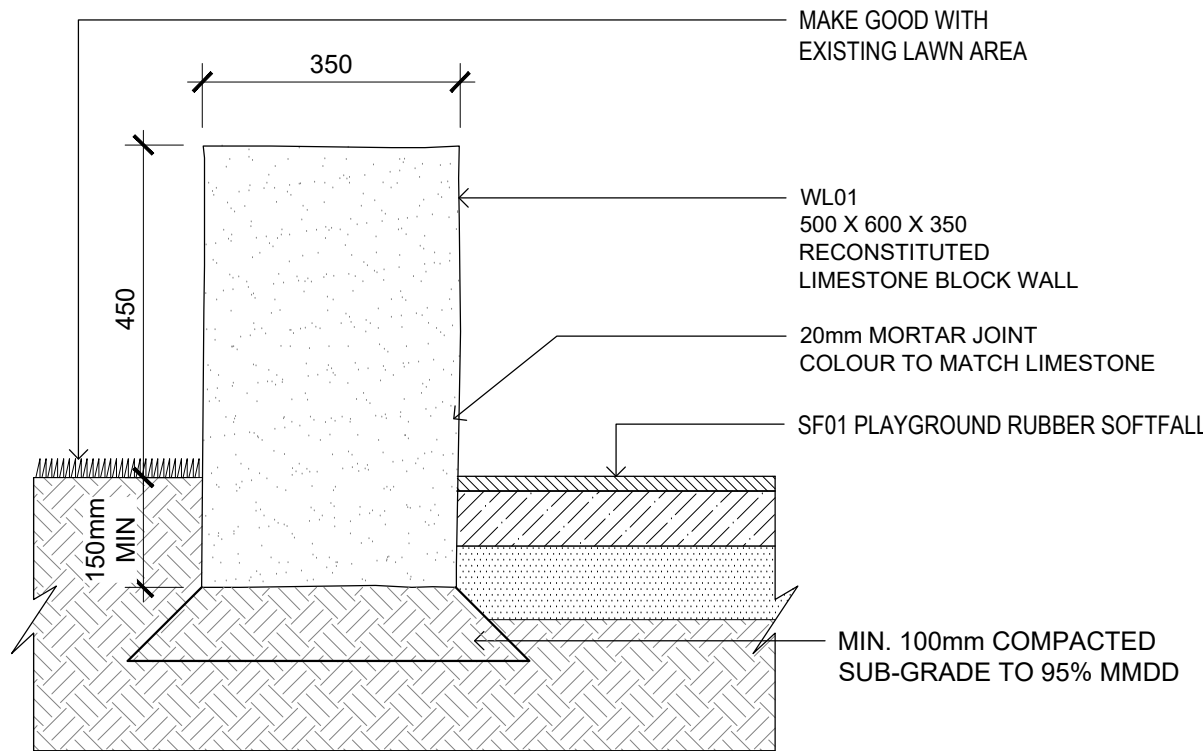
Revisions			
1			
2			
3			
4			
5			
6			
7			
8			
C	ISSUE FOR TENDER	DN	2025/08/14
B	FOR REVIEW	DN	2025/08/14
A	FOR REVIEW	DN	2025/04/24
Code	Description	Issued By	Date



01 | SF01 - PLAYGROUND RUBBER SOFTFALL
SECTION Scale 1:10



02 | SF01 TO EXISTING FOOTPATH
SECTION Scale 1:10



03 | WL01 - LIMESTONE SEATING WALL
SECTION Scale 1:10

UDLA

Client
CITY OF KARRATHA

Project
PLAYGROUND UPGRADE
BROLGA PARK

Drawing
PLAYGROUND DETAIL

Drawing Number

L201

Issue
FOR TENDER

Revision
C

Project No. KARLEP	Sheet 3 of 13	Scale AS SHOWN
Approved MH	Drawn By DN	Date 2025/08/14



GENERAL NOTES

- ALL LEVELS AND DIMENSIONS INDICATED ON PLANS ARE INDICATIVE AND NEED TO BE CONFIRMED ON SITE BY THE CONTRACTOR. PRIOR TO COMMENCING WORKS THE CONTRACTOR SHALL LIAISE DIRECTLY WITH RELEVANT SERVICE AUTHORITIES TO ASCERTAIN THE LOCATION OF ANY SERVICES.
- ALL SERVICES SHALL BE PHYSICALLY LOCATED BY HAND PRIOR TO THE USE OF ANY EXCAVATION EQUIPMENT. SERVICES IN CLOSE PROXIMITY TO PROPOSED WORKS SHALL BE EXPOSED BY HAND BEFORE WORK IS TO COMMENCE.
- THE CONTRACTOR SHALL BE RESPONSIBLE FOR BEARING THE COST OF MAKING GOOD ANY DAMAGE TO EXISTING SERVICES AND MAINS WHETHER OR NOT THESE ARE SHOWN ON THE DRAWINGS. IT IS THE SOLE RESPONSIBILITY OF THE CONTRACTOR TO FULLY INFORM THEMSELVES OF THE LOCATIONS OF SERVICES AND TO MAKE NECESSARY PROVISIONS. ALL WORK SHALL BE IN CARRIED OUT IN ACCORDANCE TO THE APPROPRIATE AUSTRALIAN STANDARDS AND AS OUTLINED IN THE LANDSCAPE SPECIFICATION

DISCLAIMER

THE HARD COPY ACCOMPANYING THE ELECTRONIC DATA IS THE LEGAL TRANSMISSION OF INFORMATION. THE ELECTRONIC DATA ARE ISSUED ONLY FOR CONVENIENCE OF USE. NO RESPONSIBILITY FOR THE ACCURACY OR FOR ANY CONSEQUENCE RESULTING FROM THE USE OR ALTERATION OF THIS INFORMATION IS ACCEPTED.

COPYRIGHT IS RESERVED

COPYING OR REPRODUCTION OF THIS DRAWING OR ELECTRONIC DATA WITHOUT THE WRITTEN PERMISSION OF UDLA IS NOT PERMITTED.

CONTACT

LEVEL 2 ATWELL BUILDING,
3 CANTONMENT STREET, FREMANTLE WA 6160
T +61 (08) 9336 7577
WWW.UDLA.COM.AU

Revisions			
1			
2			
3			
4			
5			
6			
7			
8			
9			
10			
11			
12			
13			
14			
15			
16			
17			
18			
19			
20			
21			
22			
23			
24			
25			
26			
27			
28			
29			
30			
31			
32			
33			
34			
35			
36			
37			
38			
39			
40			
41			
42			
43			
44			
45			
46			
47			
48			
49			
50			
51			
52			
53			
54			
55			
56			
57			
58			
59			
60			
61			
62			
63			
64			
65			
66			
67			
68			
69			
70			
71			
72			
73			
74			
75			
76			
77			
78			
79			
80			
81			
82			
83			
84			
85			
86			
87			
88			
89			
90			
91			
92			
93			
94			
95			
96			
97			
98			
99			
100			
101			
102			
103			
104			
105			
106			
107			
108			
109			
110			
111			
112			
113			
114			
115			
116			
117			
118			
119			
120			
121			
122			
123			
124			
125			
126			
127			
128			
129			
130			
131			
132			
133			
134			
135			
136			
137			
138			
139			
140			
141			
142			
143			
144			
145			
146			
147			
148			
149			
150			
151			
152			
153			
154			
155			
156			
157			
158			
159			
160			
161			
162			
163			
164			
165			
166			
167			
168			
169			
170			
171			
172			
173			
174			
175			
176			
177			
178			
179			
180			
181			
182			
183			
184			
185			
186			
187			
188			
189			
190			
191			
192			
193			
194			
195			
196			
197			
198			
199			
200			
201			
202			
203			
204			
205			
206			
207			
208			
209			
210			
211			
212			
213			
214			
215			
216			
217			
218			
219			
220			
221			
222			
223			
224			
225			
226			
227			
228			
229			
230			
231			
232			
233			
234			
235			
236			
237			
238			
239			
240			
241			
242			
243			
244			
245			
246			
247			
248			
249			
250			
251			
252			
253			
254			
255			
256			
257			
258			
259			
260			
261			
262			
263			
264			
265			
266			
267			
268			
269			
270			
271			
272			
273			
274			
275			
276			
277			
278			
279			
280			
281			
282			
283			
284			
285			
286			
287			
288			
289			
290			
291			
292			
293			
294			
295			
296			
297			
298			
299			
300			
301			
302			
303			
304			
305			
306			
307			
308			
309			
310			
311			
312			
313			
314			
315			
316			
317			
318			
319			
320			
321			
322			
323			
324			
325			
326			
327			
328			
329			
330			
331			
332			
333			
334			
335			
336			
337			
338			
339			
340			
341			
342			
343			
344			
345			
346			
347			
348			
349			
350			
351			
352			
353			
354			
355			
356			
357			
358			
359			
360			
361			
362			
363			
364			
365			
366			
367			
368			
369			
370			
371			
372			
373			
374			
375			
376			
377			
378			
379			
380			
381			
382			
383			
384			
385			
386			
387			
388			
389			
390			
391			
392			
393			
394			
395			
396			
397			
398			
399			
400			
401			
402			
403			
404			
405			
406			
407			
408			
409			
410			
411			
412			
413			
414			
415			
416			
417			
418			
419			
420			
421			
422			
423			
424			
425			
426			
427			
428			
429			
430			
431			
432			
433			
434			
435			
436			
437			
438			
439			
440			
441			
442			
443			
444			
445			
446			
447			
448			
449			
450			
451			
452			
453			
454			
455			
456			
457			
458			
459			
460			
461			
462			
463			
464			
465			
466			
467			
468			
469			
470			
471			
472			
473			
474			
475			
476			
477			
478			
479			
480			
481			
482			
483			
484			
485			
486			
487			
488			
489			
490			
491			
492			
493			
494			
495			
496			
497			
498			
499			
500			
501			
502			
503			
504			
505			
506			
507			
508			
509			
510			
511			
512			
513			
514			
515			
516			
517			
518	</		

GENERAL NOTE:
DETAILS ARE INTENDED FOR COLOUR CO-ORDINATION IN
CONJUNCTION WITH MATERIAL SCHEDULE TAB
'MATERIAL/COLOUR'. REFER TO
MANUFACTURERS SPECIFICATION AND DETAIL TO SITE
SPECIFIC CONDITIONS WHEN INSTALLING.



GENERAL NOTES

- ALL LEVELS AND DIMENSIONS INDICATED ON PLANS ARE INDICATIVE AND NEED TO BE CONFIRMED ON SITE BY THE CONTRACTOR. PRIOR TO COMMENCING WORKS THE CONTRACTOR SHALL LIAISE DIRECTLY WITH RELEVANT SERVICE AUTHORITIES TO ASCERTAIN THE LOCATION OF ANY SERVICES.
- ALL SERVICES SHALL BE PHYSICALLY LOCATED BY HAND PRIOR TO THE USE OF ANY EXCAVATION EQUIPMENT. SERVICES IN CLOSE PROXIMITY TO PROPOSED WORKS SHALL BE EXPOSED BY HAND BEFORE WORK IS TO COMMENCE. THE CONTRACTOR SHALL BE RESPONSIBLE FOR BEARING THE COST OF MAKING GOOD ANY DAMAGE TO EXISTING SERVICES, AND MAKING WHATEVER OR NOT THESE ARE SHOWN ON THE DRAWINGS. IT IS THE SOLE RESPONSIBILITY OF THE CONTRACTOR TO FULLY INFORM THEMSELVES OF THE LOCATIONS OF SERVICES AND TO MAKE NECESSARY PROVISIONS. ALL WORK SHALL BE IN CARRIED OUT IN ACCORDANCE TO THE APPROPRIATE AUSTRALIAN STANDARDS AND AS OUTLINED IN THE LANDSCAPE SPECIFICATION

COPYRIGHT IS RESERVED
COPYING OR REPRODUCTION OF THIS
DRAWING OR ELECTRONIC DATA
WITHOUT THE WRITTEN PERMISSION
OF UDIA IS NOT PERMITTED.

CONTACT
LEVEL 2 ATWELL BUILDING,
3 CANTONMENT STREET, FREMANTLE WA 6160
T +61 (08) 9336 7577
WWW.UDLA.COM.AU

Client
CITY OF KARRATHA

Project

PLAYGROUND UPGRADE BROLGA PARK

PLAY EQUIPMENT 02

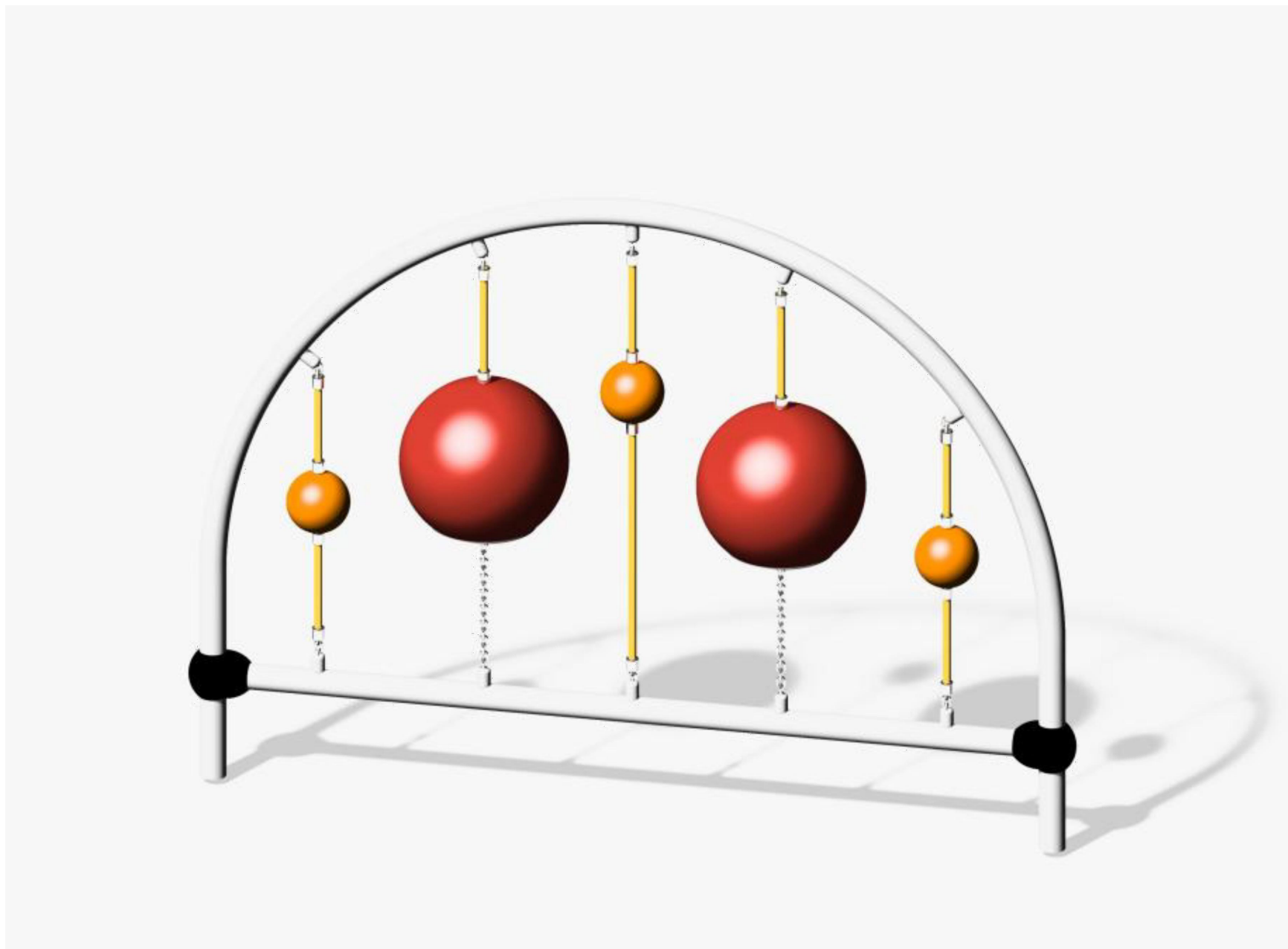
L302

Issue
FOR TENDER

Revision
B

Project No. KARLEP	Sheet 5 of 13	Scale AS SHOWN
Approved MH	Drawn By DN	Date 2025/08/14

Revisions					
*	*		*	*	
*	*		*	*	
*	*		*	*	
*	*		*	*	
*	*		*	*	
*	*		*	*	
*	*		*	*	
*	*		*	*	
*	*		*	*	
*	*		*	*	
B	ISSUE FOR TENDER		DN	2025/08/14	
A	FOR REVIEW		DN	2025/04/24	
Code	Description		Issued By	Date	



04 | STFS173 (STAINLESS STEEL SOUND ARCH) ISOMETRIC

NTS

UDLA

Client
CITY OF KARRATHA

Project

PLAYGROUND UPGRADE BROLGA PARK

PLAY EQUIPMENT 04

L304

FOR TENDER

Revision
B

Project No. KARLEP	Sheet 7 of 13	Scale AS SHOWN
Approved MH	Drawn By DN	Date 2025/08/14



GENERAL NOTES

- ALL LEVELS AND DIMENSIONS INDICATED ON PLANS ARE INDICATIVE AND NEED TO BE CONFIRMED ON SITE BY THE CONTRACTOR. PRIOR TO COMMENCING WORKS THE CONTRACTOR SHALL LIAISE DIRECTLY WITH RELEVANT SERVICE AUTHORITIES TO ASCERTAIN THE LOCATION OF ANY SERVICES.
- ALL SERVICES SHALL BE PHYSICALLY LOCATED BY HAND PRIOR TO THE USE OF ANY EXCAVATION EQUIPMENT. SERVICES IN CLOSE PROXIMITY TO PROPOSED WORKS SHALL BE EXPOSED BY HAND BEFORE WORK IS TO COMMENCE.
- THE CONTRACTOR SHALL BE RESPONSIBLE FOR BEARING THE COST OF MAKING GOOD ANY DAMAGE TO EXISTING SERVICES AND MAINS WHETHER OR NOT THESE ARE SHOWN ON THE DRAWINGS. IT IS THE SOLE RESPONSIBILITY OF THE CONTRACTOR TO FULLY INFORM THEMSELVES OF THE LOCATIONS OF SERVICES AND TO MAKE NECESSARY PROVISIONS. ALL WORK SHALL BE IN ACCORDANCE TO THE APPROPRIATE AUSTRALIAN STANDARDS AND AS OUTLINED IN THE LANDSCAPE SPECIFICATION

DISCLAIMER
THE HARD COPY ACCOMPANYING THE ELECTRONIC DATA IS THE LEGAL TRANSMISSION OF INFORMATION. THE ELECTRONIC DATA ARE ISSUED ONLY FOR CONVENIENCE OF USE. NO RESPONSIBILITY FOR THE ACCURACY OR FOR ANY CONSEQUENCE RESULTING FROM THE USE OR ALTERATION OF THIS INFORMATION IS ACCEPTED.

COPYRIGHT IS RESERVED
COPYING OR REPRODUCTION OF THIS
DRAWING OR ELECTRONIC DATA
WITHOUT THE WRITTEN PERMISSION
OF UDIA IS NOT PERMITTED.

CONTACT
LEVEL 2 ATWELL BUILDING,
3 CANTONMENT STREET, FREMANTLE WA 6160
T +61 (08) 9336 7577
WWW.UDLA.COM.AU



05 | APN852 (PLAY TOTEM CONTRAST)
ISOMETRIC

NTS



GENERAL NOTES
- ALL LEVELS AND DIMENSIONS INDICATED ON PLANS ARE INDICATIVE AND NEED TO BE CONFIRMED ON SITE BY THE CONTRACTOR. PRIOR TO COMMENCING WORKS THE CONTRACTOR SHALL LIAISE DIRECTLY WITH RELEVANT SERVICE AUTHORITIES TO ASCERTAIN THE LOCATION OF ANY SERVICES.
- ALL SERVICES SHALL BE PHYSICALLY LOCATED BY HAND PRIOR TO THE USE OF ANY EXCAVATION EQUIPMENT. SERVICES IN CLOSE PROXIMITY TO PROPOSED WORKS SHALL BE EXPOSED BY HAND BEFORE WORK IS TO COMMENCE.
- THE CONTRACTOR SHALL BE RESPONSIBLE FOR BEARING THE COST OF MAKING GOOD ANY DAMAGE TO EXISTING SERVICES AND MAINS WHETHER OR NOT THESE ARE SHOWN ON THE DRAWINGS. IT IS THE SOLE RESPONSIBILITY OF THE CONTRACTOR TO FULLY INFORM THEMSELVES OF THE LOCATIONS OF SERVICES AND TO MAKE NECESSARY PROVISIONS. ALL WORK SHALL BE IN CARRIED OUT IN ACCORDANCE TO THE APPROPRIATE AUSTRALIAN STANDARDS AND AS OUTLINED IN THE LANDSCAPE SPECIFICATION

DISCLAIMER
THE HARD COPY ACCOMPANYING THE ELECTRONIC DATA IS THE LEGAL TRANSMISSION OF INFORMATION. THE ELECTRONIC DATA ARE ISSUED ONLY FOR CONVENIENCE OF USE. NO RESPONSIBILITY FOR THE ACCURACY OR FOR ANY CONSEQUENCE RESULTING FROM THE USE OR ALTERATION OF THIS INFORMATION IS ACCEPTED.

COPYRIGHT IS RESERVED
COPYING OR REPRODUCTION OF THIS DRAWING OR ELECTRONIC DATA WITHOUT THE WRITTEN PERMISSION OF UDLA IS NOT PERMITTED.

CONTACT
LEVEL 2 ATWELL BUILDING,
3 CANTONMENT STREET, FREMANTLE WA 6160
T +61 (08) 9336 7577
WWW.UDLA.COM.AU

Revisions			

Revisions				
*	*	*	*	*
*	*	*	*	*
*	*	*	*	*
*	*	*	*	*
*	*	*	*	*
*	*	*	*	*
*	*	*	*	*
*	*	*	*	*
B	ISSUE FOR TENDER	DN	2025/08/14	
A	FOR REVIEW	DN	2025/04/24	
Code	Description	Issued By	Date	

GENERAL NOTE:
DETAILS ARE INTENDED FOR COLOUR CO-ORDINATION IN
CONJUNCTION WITH MATERIAL SCHEDULE TAB
'MATERIAL/COLOUR'. REFER TO
MANUFACTURERS SPECIFICATION AND DETAIL TO SITE
SPECIFIC CONDITIONS WHEN INSTALLING.

09 | PN970 (FLOWERS - LADY BIRD ILLUSION)
ISOMETRIC

NTS



GENERAL NOTES

- ALL LEVELS AND DIMENSIONS INDICATED ON PLANS ARE INDICATIVE AND NEED TO BE CONFIRMED ON SITE BY THE CONTRACTOR. PRIOR TO COMMENCING WORKS THE CONTRACTOR SHALL LIAISE DIRECTLY WITH RELEVANT SERVICE AUTHORITIES TO ASCERTAIN THE LOCATION OF ANY SERVICES.

- ALL SERVICES SHALL BE PHYSICALLY LOCATED BY HAND PRIOR TO THE USE OF ANY EXCAVATION EQUIPMENT. SERVICES IN CLOSE PROXIMITY TO PROPOSED WORKS SHALL BE EXPOSED BY HAND BEFORE WORK IS TO COMMENCE.

- THE CONTRACTOR SHALL BE RESPONSIBLE FOR BEARING THE COST OF MAKING GOOD ANY DAMAGE TO EXISTING SERVICES AND MAINS WHETHER OR NOT THESE ARE SHOWN ON THE DRAWINGS. IT IS THE SOLE RESPONSIBILITY OF THE CONTRACTOR TO FULLY INFORM THEMSELVES OF THE LOCATIONS OF SERVICES AND TO MAKE NECESSARY PROVISIONS. ALL WORK SHALL BE IN CARRIED OUT IN ACCORDANCE TO THE APPROPRIATE AUSTRALIAN STANDARDS AND AS OUTLINED IN THE LANDSCAPE SPECIFICATION

DISCLAIMER

THE HARD COPY ACCOMPANYING THE ELECTRONIC DATA IS THE LEGAL TRANSMISSION OF INFORMATION. THE ELECTRONIC DATA ARE ISSUED ONLY FOR CONVENIENCE OF USE. NO RESPONSIBILITY FOR THE ACCURACY OR FOR ANY CONSEQUENCE RESULTING FROM THE USE OR ALTERATION OF THIS INFORMATION IS ACCEPTED.

COPYRIGHT IS RESERVED

COPYING OR REPRODUCTION OF THIS
DRAWING OR ELECTRONIC DATA
WITHOUT THE WRITTEN PERMISSION
OF UDIA IS NOT PERMITTED.


CONTACT

LEVEL 2 ATWELL BUILDING,
3 CANTONMENT STREET, FREMANTLE WA 6160
T +61 (08) 9336 7577
WWW.UDLA.COM.AU

Client			
CITY OF KARRATHA			
Project			
PLAYGROUND UPGRADE BROGA PARK			
Drawing			
PLAY EQUIPMENT 09			
Drawing Number			
L309			
Issue			Revision
FOR TENDER			B
Project No.	Sheet	Scale	
KARLEP	11 of 13	AS SHOWN	
Approved	Drawn By	Date	
MH	DN	2025/08/14	

Revisions			
1	1	1	1
2	2	2	2
3	3	3	3
4	4	4	4
5	5	5	5
6	6	6	6
7	7	7	7
8	8	8	8
9	9	9	9
10	10	10	10
B	ISSUE FOR TENDER		DN 2025/08/14
A	FOR REVIEW		DN 2025/04/24
Code	Description	Issued By	Date

GENERAL NOTE:
DETAILS ARE INTENDED FOR COLOUR CO-ORDINATION IN CONJUNCTION WITH MATERIAL SCHEDULE TAB 'MATERIAL/COLOUR'. REFER TO MANUFACTURERS SPECIFICATION AND DETAIL TO SITE SPECIFIC CONDITIONS WHEN INSTALLING.



10 | PN972 (FLOWERS - ROARER)
ISOMETRIC

NTS

UDLA

Client
CITY OF KARRATHA

Project
PLAYGROUND UPGRADE
BROLGA PARK

Drawing
PLAY EQUIPMENT 10

Drawing Number

L310

Issue
FOR TENDER

Revision
B

Project No. KARLEP	Sheet 12 of 13	Scale AS SHOWN
Approved MH	Drawn By DN	Date 2025/08/14



GENERAL NOTES
- ALL LEVELS AND DIMENSIONS INDICATED ON PLANS ARE INDICATIVE AND NEED TO BE CONFIRMED ON SITE BY THE CONTRACTOR. PRIOR TO COMMENCING WORKS THE CONTRACTOR SHALL LIAISE DIRECTLY WITH RELEVANT SERVICE AUTHORITIES TO ASCERTAIN THE LOCATION OF ANY SERVICES.
- ALL SERVICES SHALL BE PHYSICALLY LOCATED BY HAND PRIOR TO THE USE OF ANY EXCAVATION EQUIPMENT. SERVICES IN CLOSE PROXIMITY TO PROPOSED WORKS SHALL BE EXPOSED BY HAND BEFORE WORK IS TO COMMENCE.
- THE CONTRACTOR SHALL BE RESPONSIBLE FOR BEARING THE COST OF MAKING GOOD ANY DAMAGE TO EXISTING SERVICES AND MAINS WHETHER OR NOT THESE ARE SHOWN ON THE DRAWINGS. IT IS THE SOLE RESPONSIBILITY OF THE CONTRACTOR TO FULLY INFORM THEMSELVES OF THE LOCATIONS OF SERVICES AND TO MAKE NECESSARY PROVISIONS. ALL WORK SHALL BE IN CARRIED OUT IN ACCORDANCE TO THE APPROPRIATE AUSTRALIAN STANDARDS AND AS OUTLINED IN THE LANDSCAPE SPECIFICATION

DISCLAIMER
THE HARD COPY ACCOMPANYING THE ELECTRONIC DATA IS THE LEGAL TRANSMISSION OF INFORMATION. THE ELECTRONIC DATA ARE ISSUED ONLY FOR CONVENIENCE OF USE. NO RESPONSIBILITY FOR THE ACCURACY OR FOR ANY CONSEQUENCE RESULTING FROM THE USE OR ALTERATION OF THIS INFORMATION IS ACCEPTED.

COPYRIGHT IS RESERVED
COPYING OR REPRODUCTION OF THIS DRAWING OR ELECTRONIC DATA WITHOUT THE WRITTEN PERMISSION OF UDLA IS NOT PERMITTED.

CONTACT
LEVEL 2 ATWELL BUILDING,
3 CANTONMENT STREET, FREMANTLE WA 6160
T +61 (08) 9336 7577
WWW.UDLA.COM.AU

Revisions				
*	*	*	*	*
*	*	*	*	*
*	*	*	*	*
*	*	*	*	*
*	*	*	*	*
*	*	*	*	*
*	*	*	*	*
*	*	*	*	*
*	*	*	*	*
A	FOR REVIEW	DN	2025/04/24	
Code	Description	Issued By	Date	

GENERAL NOTE:
DETAILS ARE INTENDED FOR COLOUR CO-ORDINATION IN
CONJUNCTION WITH MATERIAL SCHEDULE TAB
'MATERIAL/COLOUR'. REFER TO
MANUFACTURERS SPECIFICATION AND DETAIL TO SITE
SPECIFIC CONDITIONS WHEN INSTALLING.



11 SW84 (POST SWING DOUBLE WITH STRAP & ACCESSIBLE SEAT) NTS



GENERAL NOTES

- ALL LEVELS AND DIMENSIONS INDICATED ON PLANS ARE INDICATIVE AND NEED TO BE CONFIRMED ON SITE BY THE CONTRACTOR. PRIOR TO COMMENCING WORKS THE CONTRACTOR SHALL LIAISE DIRECTLY WITH RELEVANT SERVICE AUTHORITIES TO ASCERTAIN THE LOCATION OF ANY SERVICES.

- ALL BE PHYSICALLY LOCATED BY HAND PRIOR TO THE USE OF ANY EXCAVATION EQUIPMENT. SERVICES IN CLOSE PROXIMITY TO PROPOSED WORKS SHALL BE EXPOSED BY HAND BEFORE WORK IS TO COMMENCE.

- THE CONTRACTOR SHALL BE RESPONSIBLE FOR BEARING THE COST OF MAKING GOOD ANY DAMAGE TO EXISTING SERVICES AND MAINS WHETHER OR NOT THESE ARE SHOWN ON THE DRAWINGS. IT IS THE SOLE RESPONSIBILITY OF THE CONTRACTOR TO FULLY INFORM THEMSELVES OF THE LOCATIONS OF SERVICES AND TO MAKE NECESSARY PROVISIONS. ALL WORK SHALL BE IN CARRIED OUT IN ACCORDANCE TO THE APPROPRIATE AUSTRALIAN STANDARDS AND AS OUTLINED IN THE LANDSCAPE SPECIFICATION

DISCLAIMER
THE HARD COPY ACCOMPANYING THE ELECTRONIC DATA IS THE LEGAL TRANSMISSION OF INFORMATION. THE ELECTRONIC DATA ARE ISSUED ONLY FOR CONVENIENCE OF USE. NO RESPONSIBILITY FOR THE ACCURACY OR FOR ANY CONSEQUENCE RESULTING FROM THE USE OR ALTERATION OF THIS INFORMATION IS ACCEPTED.

COPYRIGHT IS RESERVED
COPYING OR REPRODUCTION OF THIS
DRAWING OR ELECTRONIC DATA
WITHOUT THE WRITTEN PERMISSION
OF UDIA IS NOT PERMITTED.

CONTACT
LEVEL 2 ATWELL BUILDING,
3 CANTONMENT STREET, FREMANTLE WA 6160
T +61 (08) 9336 7577
WWW.UDLA.COM.AU

Issue			Revision	
FOR TENDER			B	
Project No. KARLEP		Sheet 13 of 13		Scale AS SHOWN
Approved MH		Drawn By DN		Date 2025/08/14